



Intelligent
Cloud-Network

Huawei Enterprise Network Campus Network Product Portfolio 2021

Building a Fully Connected, Intelligent World



01 AirEngine WLAN Series Products

Contents



Panorama of WLAN Products	02
AirEngine Wi-Fi 6 (802.11ax) Indoor Settled APs	03
AirEngine Wi-Fi 6 (802.11ax) Indoor Wall Plate APs	06
AirEngine Wi-Fi 6 (802.11ax) Outdoor APs	07
AirEngine Wi-Fi 6 (802.11ax) Scenario-specific APs	09
AirEngine WACs	10
Award and Certification	11

Panorama of WLAN Products



<p>Indoor settled APs</p>	<p>AirEngine 8760-X1-PRO</p> <p>AirEngine 6760-X1</p> <p>AirEngine 6760-X1E</p> <p>AirEngine 5760-51</p> <p>AP7060DN</p> <p>AirEngine 6761-21T</p> <p>AirEngine 6761-21</p> <p>AirEngine 6761-21E</p> <p>AirEngine 5761-21</p> <p>AirEngine 5761-11</p> <p>AirEngine 5760-10</p>
<p>Indoor wall plate APs</p>	<p>AirEngine 5760-22W</p> <p>AirEngine 5761-12W</p> <p>AirEngine 5761-11W</p>
<p>Outdoor APs</p>	<p>AirEngine 8760R-X1</p> <p>AirEngine 8760R-X1E</p> <p>AirEngine 6760R-51</p> <p>AirEngine 6760R-51E</p> <p>AirEngine 5761R-11</p> <p>AirEngine 5761R-11E</p>
<p>Scenario-specific APs</p>	<p>AirEngine 6760-51Ei</p> <p>Wi-Fi 6 CPE</p>
<p>WACs</p>	<p>AC6800V</p> <p>AC6805</p> <p>AirEngine 9700-M1</p> <p>AC6508</p>

AirEngine Wi-Fi 6 (802.11ax) Indoor Settled APs



Product Overview

Huawei AirEngine Wi-Fi 6 series wireless LAN products comply with the Wi-Fi 6 standard and incorporate remarkable innovations in antenna and baseband technologies and radio algorithms. The full lineup of next-generation indoor settled access points (APs) provide the industry's leading smart antennas, and support flexible switchover between dual-radio and triple-radio modes, independent scanning radio, leader AP, built-in BLE 5.0, two built-in IoT module slots, and hybrid optical-electrical ports. These highlights make the APs ideal for constructing fully wireless campus networks with lightning speed, always-on experience, and 100 Mbps anytime, anywhere.



Models and Specifications



AirEngine 8760-X1-PRO

- Ideal for scenarios requiring high Wi-Fi bandwidth and a high-quality user experience, such as high-end enterprise offices, conference rooms, immersive teaching, and airport VIP rooms
- Flexible switchover between three radio modes: dual-radio: 2.4 GHz (4x4) + 5 GHz (12x12); triple-radio: 2.4 GHz (4x4) + 5 GHz (8x8) + 5 GHz (4x4); dual-radio + one scanning radio: 2.4 GHz (4x4) + 5 GHz (8x8) + independent scanning radio, at rates of up to 1.15 Gbps at 2.4 GHz, 9.6 Gbps at 5 GHz, and 10.75 Gbps aggregate data rate
- Industry's leading smart antenna and 2⁴⁸ signal direction combinations, achieving 20% greater coverage distance
- 2 x 10GE electrical ports + 1 x 10GE SFP+ port for flexible deployment



AirEngine 6760-X1

- Indoor high-performance Wi-Fi 6 AP, ideal for midsize and large enterprise offices, educational institutions, retail outlets, and other similar scenarios requiring high bandwidth for high user densities
- Basic performance: dual-radio mode: 2.4 GHz (4x4) + 5 GHz (6x6), at rates of up to 1.15 Gbps at 2.4 GHz, 7.2 Gbps at 5 GHz, and 8.35 Gbps aggregate data rate
- Advanced performance with an RTU license: flexible switchover between three radio modes: dual-radio: 2.4 GHz (4x4) + 5 GHz (8x8); triple-radio: 2.4 GHz (4x4) + 5 GHz (4x4) + 5 GHz (4x4); dual-radio + one scanning radio: 2.4 GHz (4x4) + 5 GHz (6x6) + independent scanning radio, at rates of up to 1.15 Gbps at 2.4 GHz, 9.6 Gbps at 5 GHz, and 10.75 Gbps aggregate data rate
- 1 x 10GE electrical port + 1 x GE electrical port + 1 x 10GE SFP+ port for flexible deployment



AirEngine 6760-X1E

- Indoor high-performance Wi-Fi 6 AP, ideal for large enterprise offices, educational institutions, retail outlets, and other similar scenarios requiring high bandwidth for high user densities
- Basic performance: dual-radio mode: 2.4 GHz (4x4) + 5 GHz (6x6), at rates of up to 1.15 Gbps at 2.4 GHz, 7.2 Gbps at 5 GHz, and 8.35 Gbps aggregate data rate
- Advanced performance with an RTU license: flexible switchover between three radio modes: dual-radio: 2.4 GHz (4x4) + 5 GHz (8x8); triple-radio: 2.4 GHz (4x4) + 5 GHz (4x4) + 5 GHz (4x4); dual-radio + one scanning radio: 2.4 GHz (4x4) + 5 GHz (6x6) + independent scanning radio, at rates of up to 1.15 Gbps at 2.4 GHz, 9.6 Gbps at 5 GHz, and 10.75 Gbps aggregate data rate
- 1 x 10GE electrical port + 1 x GE electrical port + 1 x 10GE SFP+ port for flexible deployment
- External antenna, facilitating adaptation to different antennas based on application scenarios for better signal coverage




Models and Specifications




AirEngine 5760-51

- Ideal for small and midsize enterprise offices, retail outlets, educational institutions, and other similar scenarios requiring high-density indoor access
- Basic performance: flexible switchover between two radio modes: dual-radio: 2.4 GHz (2x2) + 5 GHz (4x4); triple-radio: 2.4 GHz (2x2) + 5 GHz (2x2) + 5 GHz (2x2), at rates of up to 0.57 Gbps at 2.4 GHz, 4.8 Gbps at 5 GHz, and 5.37 Gbps aggregate data rate
- Advanced performance with an RTU license: flexible switchover between three radio modes: dual-radio: 2.4 GHz (4x4) + 5 GHz (4x4); triple-radio: 2.4 GHz (2x2) + 5 GHz (2x2) + 5 GHz (4x4); dual-radio + one scanning radio: 2.4 GHz (2x2) + 5 GHz (4x4) + independent scanning radio, at rates of up to 1.15 Gbps at 2.4 GHz, 4.8 Gbps at 5 GHz, and 5.95 Gbps aggregate data rate
- 1 x 5GE electrical port + 1 x GE electrical port




AirEngine 6761-21T

- High-performance indoor Wi-Fi 6 AP, ideal for densely populated scenarios such as mobile offices, educational institutions, and stadiums
- Simultaneous service delivery on 2.4 GHz (2x2) + 5 GHz (2x2) + 5 GHz (4x4) radios, delivering a maximum rate of 0.575 Gbps @ 2.4 GHz, 6 Gbps @ 5 GHz, and a device rate of up to 6.575 Gbps
- 2 x 10/100/1000M electrical ports




AirEngine 6761-21

- High-performance indoor Wi-Fi 6 AP, ideal for densely populated scenarios such as mobile offices, educational institutions, and stadiums
- 2.4 GHz (4x4) + 5 GHz (4x4) + independent scanning radio, delivering a maximum rate of 1.15 Gbps @ 2.4 GHz, 2.4 Gbps @ 5 GHz, and a device rate of up to 3.55 Gbps
- 1 x 2.5GE electrical port + 1 x 10GE optical port, supporting multi-rate



AirEngine 6761-21E

- High-performance indoor Wi-Fi 6 AP, ideal for densely populated scenarios such as mobile offices, educational institutions, and stadiums
- 2.4 GHz (4x4) + 5 GHz (4x4) + independent scanning radio, delivering a maximum rate of 1.15 Gbps @ 2.4 GHz, 2.4 Gbps @ 5 GHz, and a device rate of up to 3.55 Gbps
- 1 x 2.5GE electrical port + 1 x 10GE optical port, supporting multi-rate
- External antennas, adapting to various application scenarios for better signal coverage



AirEngine 5761-21

- High-performance indoor Wi-Fi 6 AP, ideal for high-density coverage scenarios such as SMB offices, educational institutions, and retail outlets
- Simultaneous service delivery through the 2.4 GHz (2x2) + 5 GHz (4x4) radios, delivering a maximum rate of 0.575 Gbps and 4.8 Gbps, respectively, and a device rate of up to 5.375 Gbps
- 2 x 10/100/1000M electrical ports



AirEngine 5761-11

- High-performance indoor Wi-Fi 6 AP, ideal for coverage scenarios such as SMB offices, hospitals, and cafes
- Simultaneous service delivery through the 2.4 GHz (2x2) + 5 GHz (2x2) radios, delivering a maximum rate of 0.575 Gbps and 1.2 Gbps, respectively, and a device rate of up to 1.775 Gbps
- 1 x 10/100/1000M electrical port



AP7060DN

- Ideal for mobile office, high-density coverage, education, and IoT & Wi-Fi convergence scenarios
- Wi-Fi 6 (802.11ax), downlink MU-MIMO, and OFDMA
- Delivering services simultaneously on both the 2.4 GHz and 5 GHz frequency bands, at rates of up to 1.15 Gbps (4x4 MU-MIMO) at 2.4 GHz, 4.8 Gbps (8x8 MU-MIMO) at 5 GHz, and 5.95 Gbps aggregate data rate
- 10GE Ethernet uplink port: complying with 1000/2500/5000BASE-T, improving the service load capability



AirEngine 5760-10

- A Wi-Fi 6 AP ideal for small and midsize enterprise office and retail scenarios
- Wi-Fi 6 (802.11ax), downlink MU-MIMO, and OFDMA
- Delivering services simultaneously on both the 2.4 GHz and 5 GHz frequency bands, at rates of up to 0.57 Gbps at 2.4 GHz (2x2:2), 1.2 Gbps at 5 GHz (2x2:2), and 1.77 Gbps aggregate data rate
- 10/100/1000M autosensing Ethernet port

Feature Highlights

- Wi-Fi 6 (802.11ax), uplink and downlink MU-MIMO, OFDMA, BSS coloring, and TWT
- Software-defined radio (SDR) and flexible switchover between dual-radio and triple-radio modes, ideal for leader AP networking and scenarios requiring high bandwidth for high user densities
- Built-in independent scanning radio, implementing AI-based intelligent radio calibration and proactive security protection
- Two built-in IoT module slots, facilitating IoT expansion
- Built-in smart antenna, moving Wi-Fi signals with users and achieving 20% greater coverage distance
- Bluetooth console port-based O&M through built-in BLE 5.0 by collaborating with CloudCampus APP; collaboration with a location server to accurately locate Bluetooth terminals and tags
- Working modes: Fit, Fat, and cloud-based management

AirEngine Wi-Fi 6 (802.11ax) Indoor Wall Plate APs




Models and Specifications



AirEngine 5760-22W

- Delivering services simultaneously on both the 2.4 GHz (2x2) and 5 GHz (4x4) frequency bands, at rates of up to 0.57 Gbps at 2.4 GHz, 4.8 Gbps at 5 GHz, and 5.37 Gbps aggregate data rate
- 1 x 2.5GE electrical port + 1 x 10G optical port + 4 x GE electrical ports + 2 x RJ45 passthrough ports
- Various installation modes for easy deployment, including wall-mounting and plate-mounting
- Built-in smart antennas that automatically adjust the coverage direction and signal strength based on the intelligent switchover algorithm to adapt to environment changes, and provide accurate and stable coverage as STAs move
- USB port for external power supply and storage
- PoE OUT, supplying power to terminals such as IP phones and external IoT devices
- Working modes: Fit, Fat, and cloud-based management
- Ideal for environments with densely distributed small rooms, such as hotels, small offices, and residential buildings



AirEngine 5761-12W

- Simultaneous service delivery through the 2.4 GHz (2x2) + 5 GHz (2x2) radios, delivering a maximum rate of 0.575 Gbps and 1.2 Gbps, respectively, and a device rate of up to 1.775 Gbps
- 1 x GE electrical port + 4 x GE electrical ports + 2 x RJ45 passthrough ports
- Various installation modes for easy deployment, including wall-mounting and plate-mounting
- Built-in smart antennas that automatically adjust the coverage direction and signal strength based on the intelligent switchover algorithm to adapt to the changing application environment, providing accurate and stable coverage as STAs move
- USB port for storage and external power supply
- PoE OUT, supplying power to STAs such as IP phones and external IoT devices
- Working modes: Fit, Fat, and cloud management
- Ideal for scenarios with high-density rooms, such as hotel guest rooms, dormitory rooms, and hospital wards



AirEngine 5761-11W

- Simultaneous service delivery through the 2.4 GHz (2x2) + 5 GHz (2x2) radios, delivering a maximum rate of 0.575 Gbps and 1.2 Gbps, respectively, and a device rate of up to 1.775 Gbps
- 1 x GE electrical port + 4 x GE electrical ports + 2 x RJ45 passthrough ports
- Various installation modes for easy deployment, including wall-mounting and plate-mounting
- Built-in smart antennas that automatically adjust the coverage direction and signal strength based on the intelligent switchover algorithm to adapt to the changing application environment, providing accurate and stable coverage as STAs move
- USB port for storage and external power supply
- Working modes: Fit, Fat, and cloud management
- Ideal for scenarios with high-density rooms, such as hotel guest rooms, dormitory rooms, and hospital wards

AirEngine Wi-Fi 6 (802.11ax) Outdoor APs



Product Overview

Huawei provides a lineup of industry-leading outdoor Wi-Fi 6 APs. In particular, the flagship AirEngine 8760R series delivers an ultra-high rate of over 10 Gbps, exclusively supports 8T8R on the 2.4 GHz frequency band, and provides superior outdoor coverage performance. The full series of outdoor Wi-Fi 6 APs support 6 kA/6 kV surge protection for Ethernet ports, IP68 waterproof and dustproof rating, and an extended operating temperature range of -40°C to $+65^{\circ}\text{C}$, meeting industrial-grade requirements. In addition, the APs achieve Bluetooth console port-based O&M through built-in BLE 5.0 by collaborating with CloudCampus APP and can accurately locate Bluetooth terminals and tags by collaborating with a location server. The APs can work in three modes: Fit, Fat, and cloud-based management, providing fiber-like network experience for outdoor users.

The AirEngine Wi-Fi 6 outdoor APs come in the following models:



Models and Specifications



- Ideal for densely populated scenarios such as high-density outdoor stadiums, public squares, and parks
- Wi-Fi 6 (802.11ax), 16x16 MU-MIMO
- Delivering services simultaneously on both the 2.4 GHz and 5 GHz frequency bands, at rates of up to 1.15 Gbps at 2.4 GHz, 9.6 Gbps at 5 GHz, and 10.75 Gbps aggregate data rate
- 8T8R on the 2.4 GHz frequency band, delivering excellent outdoor coverage performance
- 1 x 10GE electrical port + 1 x GE electrical port + 1 x 10GE SFP+ port
- Built-in smart antennas, providing precise coverage for terminals on the move, mitigating interference, and improving signal quality
- Built-in independent scanning radio, achieving real-time detection for interference and rogue devices and timely network optimization



- Ideal for densely populated scenarios such as high-density outdoor stadiums, public squares, and parks
- Wi-Fi 6 (802.11ax), 16x16 MU-MIMO
- Delivering services simultaneously on both the 2.4 GHz and 5 GHz frequency bands, at rates of up to 1.15 Gbps at 2.4 GHz, 9.6 Gbps at 5 GHz, and 10.75 Gbps aggregate data rate
- Flexible switchover to the triple-radio mode
- 8T8R on the 2.4 GHz frequency band, delivering excellent outdoor coverage performance
- 1 x 10GE electrical port + 1 x GE electrical port + 1 x 10GE SFP+ port
- 5 kA surge protection for external antenna ports, eliminating the need to install an external surge protector, simplifying installation, and reducing overall costs
- Built-in independent scanning radio, achieving real-time detection for interference and rogue devices and timely network optimization



- Ideal for densely populated outdoor scenarios, such as pedestrian streets, amusement parks, and docks
- Wi-Fi 6 (802.11ax), uplink and downlink MU-MIMO, OFDMA
- Delivering services simultaneously on both the 2.4 GHz (4x4) and 5 GHz (4x4) frequency bands, at rates of up to 1.15 Gbps at 2.4 GHz, 4.8 Gbps at 5 GHz, and 5.95 Gbps aggregate data rate
- 1 x SGE electrical port + 1 x GE electrical port + 1 x 10GE optical port
- Built-in smart antennas that automatically adjust coverage direction and signal strength based on the intelligent switchover algorithm to adapt to changes in application environment, and provide accurate and stable coverage as STAs move



Models and Specifications



- Ideal for densely populated outdoor scenarios, such as pedestrian streets, amusement parks, and docks
- Wi-Fi 6 (802.11ax), uplink and downlink MU-MIMO, OFDMA
- Delivering services simultaneously on both the 2.4 GHz (4x4) and 5 GHz (4x4) frequency bands, at rates of up to 1.15 Gbps at 2.4 GHz, 4.8 Gbps at 5 GHz, and 5.95 Gbps aggregate data rate
- 1 x 5GE electrical port + 1 x GE electrical port + 1 x 10GE optical port
- 5 kA surge protection for external antenna ports, eliminating the need to install an external surge protector, simplifying installation, and reducing overall costs



- Ideal for coverage scenarios such as high-density stadiums, squares, pedestrian streets, and amusement parks
- Wi-Fi 6 (802.11ax), UL/DL MU-MIMO, and OFDMA
- Simultaneous service delivery through the 2.4 GHz (2x2) + 5 GHz (2x2) radios, delivering a maximum rate of 0.575 Gbps and 1.2 Gbps, respectively, and a device rate of up to 1.775 Gbps
- 1 x GE electrical port + 1 x GE optical port




- Ideal for coverage scenarios such as high-density stadiums, squares, pedestrian streets, and amusement parks
- Wi-Fi 6 (802.11ax), UL/DL MU-MIMO, and OFDMA
- Simultaneous service delivery through the 2.4 GHz (2x2) + 5 GHz (2x2) radios or the 5 GHz (2x2) + 5 GHz (2x2) radios, delivering a maximum rate of 0.575 Gbps and 1.2 + 1.2 Gbps, respectively, and a device rate of up to 1.775 Gbps or 2.4 Gbps
- 1 x GE electrical port + 1 x GE optical port
- 5 kA surge protection for external antenna ports, eliminating the need to install an external surge protector, simplifying installation, and reducing the overall cost

AirEngine Wi-Fi 6 (802.11ax) Scenario-specific APs



Models and Specifications



- Wi-Fi 6 AP applicable to train-to-ground backhaul scenarios in the transportation industry
- Simultaneous service delivery through the 2.4 GHz (4x4) + 5 GHz (4x4) radios, delivering a maximum rate of 1.15 Gbps and 4.8 Gbps, respectively, and a device rate of up to 4.8 Gbps
- Four interfaces for external antennas (2.4 GHz or 5 GHz) with flexible, adjustable antenna directions to ensure coverage
- Ruggedized through high-grade die-casting aluminum material, meeting shockproof, waterproof, and fireproof standards as well as professional vehicle-mounted deployment requirements in the rail transportation industry
- 1 x 5GE electrical port + 1 x 10GE optical port, supporting multi-rate
- 5 kA surge protection for external antenna ports, eliminating the need to install an external surge protector, simplifying installation, and reducing the overall cost
- External antennas, adapting to various application scenarios for better signal coverage



- Wi-Fi 6 CPE applicable to industrial scenarios such as wireless reconstruction for factories, Automated Optical Inspection (AOI) in factories, and smart warehousing & logistics
- Simultaneous service delivery through the 2.4 GHz (2x2) + 5 GHz (2x2) radios, delivering a maximum rate of 575 Mbps and 2.4 Gbps, respectively, and a device rate of up to 2.975 Gbps
- 160 MHz frequency bandwidth at 5 GHz
- 4 x GE electrical ports
- External antennas

AirEngine WACs



Product Overview

Huawei WACs provide large capacity and high performance. These controllers are highly reliable, easy to install and maintain, and feature advantages such as flexible networking and energy conservation. They can work with Huawei APs to provide users with high-quality, reliable, and stable wireless access in various scenarios, such as small, midsize, and large enterprises, businesses, and education institutions.



Models and Specifications



- 6 x 10GE optical ports, 6 x GE electrical ports
- 60 Gbps forwarding capability
- Up to 10K managed APs
- Up to 100K access users



- 2 x 40GE optical ports, 12 x 10GE optical ports, 12 x GE electrical ports
- 120 Gbps forwarding capability
- Up to 6K managed APs
- Up to 64K access users



- 2 x 40GE optical ports + 12 x 10GE optical ports + 12 x GE electrical ports
- 120 Gbps forwarding capability
- Up to 2K APs
- Up to 32K access users



- 2 x 10GE optical ports, 10 x GE electrical ports
- 6 Gbps forwarding capability
- Up to 256 managed APs
- Up to 4K access users

Award and Certification



Outstanding Huawei WLAN Products, Already Passing More Than 90 International or National Certifications and Providing Superior Services in More Than 150 Countries and Regions

Huawei WLAN products are sold worldwide, including Europe, America, Middle East, and Southern-East Asia, and have passed more than 90 international or national certifications, such as EU CE, WEEE, NRTL (North America), and RCM (Australia), providing excellent services in more than 150 countries and regions and taking the lead in the global market share.



Huawei's CloudCampus Solution, Featured with AirEngine Wi-Fi 6, Recognized as Gartner Customer's Choice in May 2021

Huawei was named a 2021 Gartner Peer Insights Customers' Choice for Wired and Wireless LAN Access Infrastructure. As the only non-North American vendor named, Huawei ranked the first, leaving HPE (Aruba) behind. Huawei received a high rating of 4.8/5 stars based on 191 customer reviews on the Gartner Peer Insights platform.

Huawei was named a Customers' Choice in four of the five customer segments (excluding North America) — Midsize Enterprise, Services, Asia/Pacific, and Europe, the Middle East and Africa (EMEA).



Tolly Test: Huawei AirEngine 8760-X1-PRO — the Fastest Wi-Fi 6 AP in the Industry

According to Tolly's evaluation, Huawei AirEngine 8760-X1-PRO delivers industry-leading performance based on its industry-leading smart antenna and wireless algorithm technologies. The 5 GHz radio provides a real wireless UDP throughput of 1.41 to 1.67 Gbps for mobile phones and 5.8 Gbps inter-AP bridge throughput. Among all APs tested by Tolly, the AirEngine 8760-X1-PRO is the fastest one (as of October 2020) in the industry.



Huawei AirEngine Wi-Fi 6 AP Wins Good Design Award 2020

Huawei has won the "Good Design Award 2020" in Japan, as recognition for its cutting-edge product design. Huawei AirEngine 5760-51 successfully fought off competition from all corners of the world to win this award, with its striking smooth design, multi-scenario adaptability, and simple installation.



**GOOD DESIGN
AWARD 2020**



Huawei AirEngine Wi-Fi 6 Wins Best Enterprise Wi-Fi Network Award at the WBA Wi-Fi Industry Awards 2020

Huawei has won the "Best Enterprise Wi-Fi Network Award" at the Wireless Broadband Alliance (WBA) Wi-Fi Industry Awards 2020. This award was given to Huawei's AirEngine Wi-Fi 6 solution for enabling the digital transformation of manufacturing factories. Never before has this award been presented to a Chinese Wi-Fi 6 vendor, which is proof of the widespread recognition of Huawei's AirEngine Wi-Fi 6 solution among global enterprises.



02 CloudEngine S Series Campus Switch Products



Contents



CloudEngine S12700E Series	14	CloudEngine S5735-S Series	24
S12700Series	15	CloudEngine S5736-S Series	25
S7700 Series	16	CloudEngine S5735-L Series	26
CloudEngine S6730-H Series	17	S5720-LI Series	28
CloudEngine S6730-S Series	18	S2720-EI Series	30
S6720-EI Series	18	CloudEngine S5735-S-IA Series Video Backhaul Switches	31
S6720-SI Series	19	S5720I-SI Series Video Backhaul Switches	32
CloudEngine S5732-H Series	20	CloudEngine S5735-S-I Series Extended-Temperature Switches	33
CloudEngine S5731-H Series	22	IES6300 Series Industrial Switch	34
CloudEngine S5731-S Series	23	Award and Certification	35

Panorama of Campus Switches



Modular Switches



CloudEngine S12700E



S12700



S7700

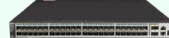
10GE Fixed Switches



CloudEngine S6730-H



CloudEngine S6730-S



S6720-EI



S6720-SI

GE Fixed Switches



CloudEngine S5732-H



CloudEngine S5731-H



CloudEngine S5731-S



CloudEngine S5735-S



CloudEngine S5736-S



CloudEngine S5735-L



S5720-LI



S2720-EI

Vertical-Specific Switches



CloudEngine S5735-S-IA Series
Video Backhaul Switches



S5720-SI series
video backhaul switch



CloudEngine S5735-S-I series
extended-temperature switch



IE56300 Series Industrial
Switch



CloudEngine S12700E Series



Product Overview

Serving as flagship core switches in Huawei's CloudCampus portfolio, CloudEngine S12700E series switches help you build an intelligent campus core and head towards a service experience-centric smart and intelligent campus network.

CloudEngine S12700E switches boast capabilities such as mass capacity expansion and flexible service upgrade, enabling them to protect your investments and support long-term network evolution. These core switches also offer a broad range of line cards, including 100GE, 40GE, 25GE, 10GE, and GE, and provide up to 288 x 100GE high-density ports. You can flexibly choose between these line cards to meet your capacity expansion and upgrade needs.


By integrating large-capacity WAC capabilities, a single CloudEngine S12700E can manage up to 10,240 WLAN APs. This capability, combined with the free mobility function, achieves all-wireless connections and fully converged policies, greatly simplifying network management with users and services at the core.

With a holistic set of reliability, security, and trusted features, the CloudEngine S12700E is ideal for building a reliable, secure, and trustworthy campus core. It adopts a next-generation cell switching architecture to ensure non-blocking service data forwarding on core nodes and guarantee service quality in high-concurrency, large-capacity, and high-load environments.

CloudEngine S12700E series switches are available in the following models.




Models and Specifications



S12700E-4

- 4 service slots, 4.8 Tbit/s per slot
- Separate control and forwarding planes, 2 independent switch fabric units (SFUs)
- Up to 192 x 10GE, 160 x 25GE, 96 x 40GE, or 96 x 100GE ports



S12700E-8

- 8 service slots, 4.8 Tbit/s per slot
- Separate control and forwarding planes, 4 independent SFUs
- Up to 384 x 10GE, 320 x 25GE, 192 x 40GE, or 192 x 100GE ports



S12700E-12

- 12 service slots, 4.8 Tbit/s per slot
- Separate control and forwarding planes, 4 independent SFUs
- Up to 576 x 10GE, 480 x 25GE, 288 x 40GE, or 288 x 100GE ports

Feature Highlights

- Innovative cell switching, implementing non-blocking forwarding of services
- Super Virtual Fabric (SVF), managing the network as a single device
- Industry's first wired and wireless convergence, managing up to 10,240 APs
- Automated deployment of VXLAN-based virtual networks, achieving "one network for multiple purposes"

S12700 Series



Product Overview

The S12700 series uses a fully programmable architecture to meet fast-changing service needs, and allow new services to be flexibly and quickly provisioned in six months. The S12700 series provides a native Wireless Access Controller (AC) to help build a wired and wireless converged network. Its Unified User Management capabilities deliver unified user and service management, and Huawei's Packet Conservation Algorithm for Internet (iPCA) supports hop-by-hop monitoring of any service flows, helping manage services in a more refined way. The S12700 series runs the Huawei Versatile Routing Platform (VRP), which provides high-performance L2/L3 switching services and rich network services, such as Multiprotocol Label Switching (MPLS) VPN, hardware IPv6, desktop cloud, and video conferencing. In addition, the S12700 series offers a variety of reliability technologies, including non-stop forwarding, Cluster Switch System Generation2 (CSS2), a switch fabric hardware clustering system that allows 1+N backup of Main Processing Units (MPUs), hardware Eth-OAM/BFD, and ring network protection. These technologies help improve productivity and maximize network operation time, reducing Total Cost of Ownership (TCO).



Models and Specifications



S12704

- Total 8 slots, 4 service slots
- 2 main control units and 2 independent switch fabric units
- Up to 192*10GE/64*40GE/32*100GE ports on the entire equipment



S12708

- Total 14 slots, 8 service slots
- 2 main control units and 4 independent switch fabric units
- Up to 384*10GE/128*40GE/64*100GE ports on the entire equipment



S12712

- Total 18 slots, 12 service slots
- 2 main control units and 4 independent switch fabric units
- Up to 576*10GE/192*40GE/96*100GE ports on the entire equipment

Feature Highlights

- Support CSS2 switch fabric clustering, allowing 1+N backup of main control units in the cluster
- Support native AC and unified user management
- Support large buffer, 3M FIB entries, and 1M MAC address entries on service boards
- Support Super Virtual Fabric (SVF), managing one network as one device

S7700 Series



Product Overview

Designed based on Huawei's intelligent multi-layer switching technology, S7700 series switches provide high-performance Layer 2 to Layer 4 switching services and various intelligent service optimization methods, such as MPLS VPN, traffic analysis, comprehensive HQoS policies, controllable multicast, load balancing, and security. These switches also feature super scalability and reliability.

The S7700 supports expandable switching capacity and port density. It is developed based on a new hardware platform and achieves a superior energy efficiency with its left-to-rear ventilation channel. Redundancy of key components mitigates risks of system breakdown and service interruption. The S7700 provides a solution that ensures your network is both sustainable and energy-efficient.

S7700 series switches are available in the following models.



Models and Specifications



- 5 slots in total, 3 service slots
- Dual main control units, power module backup, support for PoE++
- Up to 144 x GE, 144 x 10GE, 24 x 40GE, or 18 x 100GE ports



- 8 slots in total, 6 service slots
- Dual main control units, power module backup, support for PoE++
- Up to 288 x GE, 288 x 10GE, 48x 40GE, or 36 x 100GE ports



- 14 slots in total, 12 service slots
- Dual main control units, power module backup, support for PoE++
- Up to 576 x GE, 576 x 10GE, 96 x 40GE, or 72 x 100GE ports

Feature Highlights

- Integrated WAC capabilities for unified wired and wireless management
 - Cluster Switch System (CSS) set up using CSS cards or service ports
 - MPLS L2 VPN and L3 VPN
 - Hardware-based Ethernet OAM and BFD
- Note: S7703 switches do not support CSS.

CloudEngine S6730-H Series



Product Overview

CloudEngine S6730-H series full-featured switches, Huawei's next-generation 10GE fixed switches, provide integrated WAC capabilities that can efficiently manage large numbers of APs. Leveraging the free mobility function, these switches ensure a consistent user experience. Network virtualization is achieved through their VXLAN capability, and their built-in security probes enable abnormal traffic detection, Encrypted Communications Analytics (ECA), and network-wide threat deception. The CloudEngine S6730-H is ideal for enterprise campuses, carriers, higher education institutions, and governments.

CloudEngine S6730-H series switches are available in the following models.



Models and Specifications



- 24 x 10GE SFP+ ports, 6 x 100GE/40GE QSFP28 ports
 - 600 W AC or 1000 W DC power supply, supporting 1+1 power redundancy
- Note: Uplink ports work at 40 Gbit/s by default, supporting license-based upgrades to 100 Gbit/s.



- 24 x 10 Gig SFP+, 4 x 25 Gig SFP28, 4 x 100 Gig QSFP28
- 300 W AC or 260 W DC power supply, supporting 1+1 power redundancy



- 28 x 25 Gig SFP28, 4 x 100 Gig QSFP28
- 300 W AC or 260 W DC power supply, supporting 1+1 power redundancy



- 48 x 10GE SFP+ ports, 6 x 100GE/40GE QSFP28 ports
 - 600 W AC or 1000 W DC power supply, supporting 1+1 power redundancy
- Note: Uplink ports work at 40 Gbit/s by default, supporting license-based upgrades to 100 Gbit/s.

Feature Highlights

- Integrated WAC capabilities, managing up to 1024 APs
- Network fault locating in minutes through Telemetry
- Super Virtual Fabric (SVF), managing the network as a single device
- Automated deployment of VXLAN-based virtual networks, achieving "one network for multiple purposes"

CloudEngine S6730-S Series



Product Overview

CloudEngine S6730-S series switches, Huawei's next-generation 10GE fixed switches, provide line-rate 10GE access ports and 40GE uplink ports. The CloudEngine S6730-S supports a wide variety of services, comprehensive security policies, and various QoS features to help you build scalable, manageable, reliable, and secure campus and data center networks.



Models and Specifications



- 24 x 10GE SFP+ ports, 6 x 40GE QSFP+ ports
- 600 W AC or 1000 W DC power supply, supporting 1+1 power redundancy

Feature Highlights

- Network fault locating in minutes through Telemetry
- Super Virtual Fabric (SVF), managing the network as a single device
- Automated deployment of VXLAN-based virtual networks, achieving "one network for multiple purposes"
- Built-in security probes and the industry's only threat deception technology enable proactive security protection

S6720-EI Series



Product Overview


Huawei S6720-EI series switches are next-generation 10GE fixed switches. The S6720-EI can function as an access switch in an Internet data center (IDC) or a core/aggregation switch on a campus network.

The S6720-EI has industry-leading performance and provides line-speed 10GE access ports and 40GE uplink ports. It can be used in a data center to provide 10 Gbit/s access to servers or function as a core switch on a campus network to provide 10 Gbit/s traffic aggregation. In addition, the S6720-EI provides a wide variety of services, comprehensive security policies, and various QoS features to help customers build scalable, manageable, reliable, and secure data center networks.

S6720S-26Q-EI-24S is a compact switch with 220 mm depth and perfectly suitable in a 300 mm deep cabinet, saving installation space for customers.




Models and Specifications



- 24 10GE SFP+ ports, 2 40GE QSFP+ ports
- One extended slot
- Double hot swappable AC power supplies




Models and Specifications




S6720-30C-EI-24S-DC

- 24 10GE SFP+ ports, 2 40GE QSFP+ ports
- One extended slot
- Double hot swappable DC power supplies



S6720-54C-EI-48S-AC

- 48 10GE SFP+ ports, 2 40GE QSFP+ ports
- One extended slot
- Double hot swappable AC power supplies



S6720-54C-EI-48S-DC

- 48 10GE SFP+ ports, 2 40GE QSFP+ ports
- One extended slot
- Double hot swappable DC power supplies

Feature Highlights

- 10GE switch, with each port able to handle packets at wire speed
- Support a maximum of 6*40 Gig QSFP+ ports on the 10GE switch
- 288K MAC address entries and 128K FIB entries
- Support MPLS L2 VPN and L3 VPN
- Support iStack, delivering 480 Gbps bidirectional stack bandwidth

S6720-SI Series




Product Overview

Huawei S6720-SI series switches are next-generation multi-GE fixed switches equipped with line-rate 100M/1G/2.5G/5G/10G access ports and 40GE uplink ports. These switches can provide access for high-speed APs and high-density 10G servers, and can serve as 40GE core/aggregation switches on campus networks. In addition, the S6720-SI series supports a wide variety of services, comprehensive security policies, and various QoS features to help you build scalable, manageable, reliable, and secure campus and data center networks.

S6720-SI series switches are available in the following models.



Models and Specifications



S6720-32C-PWH-SI

- 24*100M/1G/2.5G/5G/10G Base-T Ethernet ports, 4*10 Gig SFP+
- One extended slot, support 2*40GE QSFP+ or 4*10GE SFP+ subcard
- Pluggable power supplies, support 1 + 1 power redundancy
- PoE++




Models and Specifications



S6720-52X-PWH-SI

- 48 x 100M/1G/2.5G/5G/10GBASE-T ports, 4 x 10GE SFP+ ports
- Dual pluggable power modules, supporting 1+1 power redundancy
- PoE++



S6720-56C-PWH-SI

- 32*10/100/1000Base-T Ethernet ports, 16*100M/1G/2.5G/5G/10GBase-T Ethernet ports, 4* 10 Gig SFP+
- One extended slot, support 2*40GE QSFP+ or 4*10GE SFP+ subcard
- Pluggable power supplies, support 1 + 1 power redundancy
- PoE++

Feature Highlights

- 100M/1G/2.5G/5G/10G auto-sensing, smooth bandwidth upgrade
- Supplying 60 W PoE++ power reaching 300 meters (industry longest), reducing hardware cost by 12.5%
- Use of existing cables, 10 times better network performance, and no need for network reconstruction

CloudEngine S5732-H Series



CloudEngine S5732-H series all-optical switches are available in the following models.



Product Overview

The CloudEngine S5732-H Series All-Optical Switches are the next-generation enhanced Ethernet switches developed by Huawei. The CloudEngine S5732-H builds on Huawei's unified Versatile Routing Platform (VRP) and boasts various IDN features. For example, the integrated wireless AC capabilities can manage up to 1,024 wireless APs; the free mobility feature ensures consistent user experience; the VXLAN functionality implements network virtualization; and built-in security probes support abnormal traffic detection, threat analysis even in encrypted traffic, and network-wide threat deception. With these merits, the CloudEngine S5732-H can function as core switches for small-sized campus networks and aggregation/access switches for medium- and large-sized campus networks, and also work as access switches for Metropolitan Area Network.



Models and Specifications



S5732-H24S6Q

- 20 x GE SFP ports, 4 x 10GE SFP+ ports, 6 x 40GE QSFP+ ports
- 600 W AC or 1000 W DC power supply, supporting 1+1 power redundancy



S5732-H48S6Q

- 44 x GE SFP ports, 4 x 10GE SFP+ ports, 6 x 40GE QSFP+ ports
- 600 W AC or 1000 W DC power supply, supporting 1+1 power redundancy

Feature Highlights

- Integrated WAC capabilities, managing up to 1024 APs
- Network fault locating in minutes through Telemetry
- Super Virtual Fabric (SVF), managing the network as a single device
- Automated deployment of VXLAN-based virtual networks, achieving "one network for multiple purposes"

CloudEngine S5732-H series multi-GE switches are available in the following models.



Product Overview

CloudEngine S5732-H multi-GE switches are brand-new full-10GE(Multi-GE capable) switches developed by Huawei for the Wi-Fi 6 era. The CloudEngine S5732-H builds on Huawei's unified Versatile Routing Platform (VRP) and boasts various IDN features. For example, the integrated wireless AC capabilities can manage up to 1,024 wireless APs; the free mobility feature ensures consistent user experience; the VXLAN functionality implements network virtualization; and built-in security probes support abnormal traffic detection, threat analysis even in encrypted traffic, and network-wide threat deception. With these merits, the CloudEngine S5732-H can function as core switches for small-sized campus networks and branches of medium- and largesized campus networks, and also work as access switches for Metropolitan Area Network. CloudEngine S5732-H can provide a maximum of 48 10GE Multi-GE ports, which is a good choice for WLAN APs to connect to a switch in the high-quality campus networks.



Models and Specifications



- 24 x 100M/1G/2.5G/5G/10GBASE-T ports, 4 x 25GE SFP28 ports + 2 x 40GE QSFP+ ports or 2 x 100GE QSFP28 ports
- One extended slot
- PoE++
- 1000 W AC power supply, supporting 1+1 power redundancy



- 48 x 100M/1G/2.5G/5G/10GBASE-T ports, 4 x 25GE SFP28 ports + 2 x 40GE QSFP+ ports or 2 x 100GE QSFP28 ports
- One extended slot
- PoE++
- 1000 W AC power supply, supporting 1+1 power redundancy

CloudEngine S5732-H Series Hybrid Optical-Electrical Switches are available in the following models.



Product Overview

CloudEngine S5732-H hybrid optical-electrical switch is brand-new full-10GE switch developed by Huawei for the Wi-Fi 6 era. The CloudEngine S5732-H builds on Huawei's unified Versatile Routing Platform (VRP) and boasts various IDN features. For example, the integrated wireless AC capabilities can manage up to 1,024 wireless APs; the free mobility feature ensures consistent user experience; the VXLAN functionality implements network virtualization; and built-in security probes support abnormal traffic detection, threat analysis even in encrypted traffic, and network-wide threat deception. The S5732-H series optical/electrical hybrid switch provides independent optical/electrical working mode and optical/electrical synergy working mode. It can work as aggregation switch for medium- and large-sized campus networks, access switch in small- and micro-sized data centers, and supports long-distance access for Wi-Fi 6 AP.



- 24 x 10GE SFP+ ports, 24 x 100M/1G/2.5G/5G/10GBASE-T ports, 4 x 25GE SFP28 ports, 2 x 40GE QSFP+ ports or 2 x 100GE QSFP28 ports
- One extended slot
- PoE++
- 1000 W AC power supply, supporting 1+1 power redundancy

Feature Highlights

- Integrated WAC capabilities, managing up to 1024 APs
- Built-in security probes and the industry's only threat deception technology enable proactive security protection
- Automated deployment of VXLAN-based virtual networks, achieving "one network for multiple purposes"
- Industry's unique optical/electrical hybrid switch, supplying up to 60 W PoE power reaching 300 meters

CloudEngine S5731-H Series




Product Overview

Huawei CloudEngine S5731-H series switches are next-generation intelligent gigabit switches that build on Huawei's Versatile Routing Platform (VRP) and are rich in features. Specifically, the integrated WAC capabilities support management of up to 1024 APs; the free mobility feature ensures a consistent user experience; the VXLAN functionality implements network virtualization; and built-in security probes support abnormal traffic detection, Encrypted Communications Analytics (ECA), and network-wide threat deception. Such strengths allow the CloudEngine S5731-H to function as core switches for small-sized campus networks and branches of medium- and large-sized campus networks, as well as working as access switches for data center networks.

CloudEngine S5731-H series switches are available in the following models.



Models and Specifications



- 24 x 10/100/1000BASE-T ports, 4 x 10GE SFP+ ports
- One extended slot: 2 x 25GE (optical), 8 x 10GE (optical), or 8 x 10GE (electrical)
- 150 W/600 W AC or 180 W/1000 W DC power supply, supporting 1+1 power redundancy



- 24 x 10/100/1000BASE-T ports, 4 x 10GE SFP+ ports
- One extended slot: 2 x 25GE (optical), 8 x 10GE (optical), or 8 x 10GE (electrical)
- 1000 W AC power supply, supporting 1+1 power redundancy
- PoE+



- 48 x 10/100/1000BASE-T ports, 4 x 10GE SFP+ ports
- One extended slot: 2 x 25GE (optical), 8 x 10GE (optical), or 8 x 10GE (electrical)
- 150 W/600 W AC or 180 W/1000 W DC power supply, supporting 1+1 power redundancy



- 48 x 10/100/1000BASE-T ports, 4 x 10GE SFP+ ports
- 150 W/600 W AC or 180 W/1000 W DC power supply, supporting 1+1 power redundancy



- 48 x 10/100/1000BASE-T ports, 4 x 10GE SFP+ ports
- One extended slot: 2 x 25GE (optical), 8 x 10GE (optical), or 8 x 10GE (electrical)
- 1000 W AC power supply, supporting 1+1 power redundancy
- PoE+

Feature Highlights

- Integrated WAC capabilities, managing up to 1024 APs
- 512 MB buffer, meeting the transmission requirements of high-burst services
- Super Virtual Fabric (SVF), managing the network as a single device
- Automated deployment of VXLAN-based virtual networks, achieving "one network for multiple purposes"

CloudEngine S5731-S Series



Product Overview

Huawei CloudEngine S5731-S series switches are next-generation gigabit access switches that build on Huawei's Versatile Routing Platform (VRP). The CloudEngine S5731-S supports simplified operations and maintenance (O&M), Intelligent Stack (iStack), and flexible Ethernet networking. It also provides enhanced Layer 3 features and mature IPv6 features. Such diverse features allow the CloudEngine S5731-S to be used as an access or aggregation switch on a campus network or an access switch on a data center network.

CloudEngine S5731-S series switches are available in the following models.



Models and Specifications



S5731-S24T4X

- 24 x 10/100/1000BASE-T ports, 4 x 10GE SFP+ ports
- 150 W/600 W AC or 180 W/1000 W DC power supply, supporting 1+1 power redundancy



S5731-S24P4X

- 24 x 10/100/1000BASE-T ports, 4 x 10GE SFP+ ports
- 1000 W AC power supply, supporting 1+1 power redundancy
- PoE+



S5731-S48T4X

- 48 x 10/100/1000BASE-T ports, 4 x 10GE SFP+ ports
- 150 W/600 W AC or 180 W/1000 W DC power supply, supporting 1+1 power redundancy



S5731-S48P4X

- 48 x 10/100/1000BASE-T ports, 4 x 10GE SFP+ ports
- 1000 W AC power supply, supporting 1+1 power redundancy
- PoE+

Feature Highlights

- Network fault locating in minutes through Telemetry
- Super Virtual Fabric (SVF), managing the network as a single device
- Automated deployment of VXLAN-based virtual networks, achieving "one network for multiple purposes"
- Built-in security probes and the industry's only threat deception technology enable proactive security protection



Product Overview

CloudEngine S5735-S series switches are developed based on next-generation high-performance hardware and Huawei's Versatile Routing Platform (VRP). The CloudEngine S5735-S supports simplified operations and maintenance (O&M) and flexible Ethernet networking. It also provides enhanced Layer 3 features and mature IPv6 features. Such diverse features allow the CloudEngine S5735-S to be used as an access or aggregation switch on a campus network or an access switch on a data center network.

CloudEngine S5735-S series switches are available in the following models.



Models and Specifications



- 24 x 10/100/1000BASE-T ports, 4 x 10GE SFP+ ports
- 60 W AC or 180 W/1000 W DC power supply, supporting 1+1 power redundancy




- 24 x 10/100/1000BASE-T ports, 4 x 10GE SFP+ ports
- 1000 W AC power supply, supporting 1+1 power redundancy
- PoE+



- 48 x 10/100/1000BASE-T ports, 4 x 10GE SFP+ ports
- 60 W AC or 180 W/1000 W DC power supply, supporting 1+1 power redundancy



- 48 x 10/100/1000BASE-T ports, 4 x 10GE SFP+ ports
- 1000 W AC power supply, supporting 1+1 power redundancy
- PoE+



- 24 x GE SFP ports, 8 x 10/100/1000BASE-T ports, 4 x 10GE SFP+ ports
- 60 W AC or 180 W/1000 W DC power supply, supporting 1+1 power redundancy



- 48 x GE SFP ports, 4 x 10GE SFP+ ports
- 150 W AC or 180 W/1000 W DC power supply, supporting 1+1 power redundancy

Feature Highlights

- Super Virtual Fabric (SVF), plug-and-play
- Redundancy of power modules, fan modules, and uplinks, ensuring services run stably
- Network fault locating in minutes through Telemetry
- Full-optical, full-electrical, and optical/electrical hybrid models, meeting service requirements in different scenarios

CloudEngine S5736-S Series



CloudEngine S5736-S series all-optical switches are available in the following models.



Product Overview

CloudEngine S5736-S Series Switches are next generation standard all-optical GE switches, with 48 downlink optical ports and four 10 GE uplink ports. Based on Huawei's Versatile Routing Platform (VRP), CloudEngine S5736-S supports enhanced Layer 3 features, simplified Operations and Maintenance (O&M), flexible Ethernet networking, and mature Internet Protocol version 6 (IPv6) features. The series can be used as access or aggregation switches on campus networks or as access switches on Metropolitan Area Networks (MANs) or data center networks.



Models and Specifications



- 48 x GE SFP ports, 4 x 10 GE SFP+ ports
- Built-in AC power



- 48 x GE SFP ports, 4 x 10 GE SFP+ ports
- Built-in DC power

Feature Highlights

- Compact size (only 200 mm deep), flexible deployment
- On-demand port rates, pay-as-you-grow
- Network fault locating in minutes through Telemetry
- Super Virtual Fabric (SVF), managing one network as one logical device

CloudEngine S5736-S series multi-GE switches are available in the following models.



Product Overview

CloudEngine S5736-S Series Switches are standard multi-GE access switches for the Wi-Fi 6 era, featuring 24 downlink ports, four 10 GE SFP+ uplink ports, and one extended slot. Powered by Huawei's unified Versatile Routing Platform (VRP), the switches offer a range of capabilities, including Intent-Driven Network (IDN) features and flexible Ethernet, as well as enhanced Layer 3 and mature Internet Protocol version 6 (IPv6) networking. Combined with simplified Operations and Maintenance (O&M) and robust Power over Ethernet (PoE) capabilities, the series is designed to work with Wireless Local Area Network (WLAN) Access Points (APs) in campus networks.



Models and Specifications



- 24 x 100M/1G/2.5G/5G/10G Base-T Ethernet ports, 4 x 10GE SFP+ ports
- One extended slot: 8 x 10GE SFP+ or 4 x 40GE QSFP
- 1000 W AC power supply, supporting 1+1 power redundancy

Feature Highlights

- Full-port 10GE access, 90 W power supply
- On-demand port rates, pay-as-you-grow
- Network fault locating in minutes through Telemetry
- Support Super Virtual Fabric (SVF), managing one network as one logical device

CloudEngine S5735-L Series



Product Overview

CloudEngine S5735-L series switches are developed based on next-generation high-performance hardware and Huawei's Versatile Routing Platform (VRP). The CloudEngine S5735-L supports flexible Ethernet networking, diversified security control, and multiple Layer 3 routing protocols, as well as providing high performance and service processing capabilities. These rich functions make the CloudEngine S5735-L ideal for scenarios such as enterprise campus network access and gigabit to the desktop.

CloudEngine S5735-L series switches are available in the following models.



Models and Specifications



- 8 x 10/100/1000Base-T ports, 4 x GE SFP ports
- Built-in AC power supply




- 8 x 10/100/1000Base-T ports, 4 x GE SFP ports
- Built-in AC power supply
- PoE+



- 8 x 10/100/1000Base-T ports, 4 x 10 GE SFP+ ports
- Built-in AC power supply



- 8 x 10/100/1000Base-T ports, 4 x 10 GE SFP+ ports
- Built-in AC power supply
- PoE+



- 24 x 10/100/1000Base-T ports, 4 x GE SFP ports
- Built-in AC power supply



- 24 x 10/100/1000Base-T ports, 4 x GE SFP ports
- Built-in AC power supply
- PoE+




- 24 x 10/100/1000Base-T ports, 4 x 10 GE SFP+ ports
- Built-in AC power supply




- 24 x 10/100/1000Base-T ports, 4 x 10 GE SFP+ ports
- Built-in DC power supply



- 24 x 10/100/1000Base-T ports, 4 x 10 GE SFP+ ports
- Built-in AC power supply
- PoE+



- 24 x GE SFP ports, 8 x 10/100/1000Base-T ports, 4 x 10 GE SFP+ ports
- Built-in AC power supply



- 24 x GE SFP ports, 8 x 10/100/1000Base-T ports, 4 x 10 GE SFP+ ports
- Built-in DC power supply



- 48 x 10/100/1000Base-T ports, 4 x GE SFP ports
- Built-in AC power supply



- 48 x 10/100/1000Base-T ports, 4 x GE SFP ports
- Built-in AC power supply
- PoE+



- 48 x 10/100/1000Base-T ports, 4 x 10 GE SFP+ ports
- Built-in AC power supply



- 48 x 10/100/1000Base-T ports, 4 x 10 GE SFP+ ports
- Built-in AC power supply
- PoE+

Feature Highlights

- Super Virtual Fabric (SVF), plug-and-play
- Network fault locating in minutes through Telemetry
- Intelligent port sleep and fan speed adjustment, reducing power consumption
- Fast/Perpetual PoE, providing highly reliable power supply and access for PDs

S5720-LI Series




Product Overview

S5720-LI series switches are developed based on next-generation high-performance hardware and Huawei's Versatile Routing Platform (VRP). The S5720-LI supports Intelligent Stack (iStack), flexible Ethernet networking, and diversified security control. It also supports multiple Layer 3 routing protocols and provides high performance and service processing capabilities. These rich functions make the S5720-LI ideal for scenarios such as enterprise campus network access and gigabit to the desktop.

S5720-LI series switches are available in the following models.




Models and Specifications



- 8 x 10/100/1000BASE-T ports, 2 x GE combo ports, 2 x GE SFP ports
- AC power supply




- 8 x 10/100/1000BASE-T ports, 2 x GE combo ports, 2 x GE SFP ports
- AC power supply
- PoE+




- 24 x 10/100/1000BASE-T ports, 4 x GE SFP ports
- AC power supply




- 24 x 10/100/1000BASE-T ports, 4 x GE SFP ports
- AC power supply
- PoE+



- 24 x 10/100/1000BASE-T ports, 4 x 10GE SFP+ ports
- AC or DC power supply, supporting Redundant Power Supply (RPS)



- 24 x 10/100/1000BASE-T ports, 4 x 10GE SFP+ ports
- AC power supply, supporting RPS
- PoE+




- 48 x 10/100/1000BASE-T ports, 4 x GE SFP ports
- AC power supply



- 48 x 10/100/1000BASE-T ports, 4 x GE SFP ports
- AC power supply
- PoE+



- 48 x 10/100/1000BASE-T ports, 4 x 10GE SFP+ ports
- AC power supply, supporting RPS



- 48 x 10/100/1000BASE-T ports, 4 x 10GE SFP+ ports
- AC power supply, supporting RPS
- PoE+



- 24 x 10/100/1000BASE-T ports, 2 x GE combo ports, 2 x GE SFP ports
- AC power supply



- 24 x 10/100/1000BASE-T ports, 2 x GE combo ports, 2 x GE SFP ports
- AC power supply
- PoE+

Feature Highlights

- Diversified models with a wide range of port combinations, supporting access for mainstream IP phones and APs
- Various fan-free models, enabling noise-free gigabit to the desktop
- Zero Touch Provisioning (ZTP) and plug-and-play, simplifying O&M

S2720-EI Series



Product Overview

S2720-EI series switches are developed based on next-generation high-performance hardware and Huawei's Versatile Routing Platform (VRP). The S2720-EI supports Intelligent Stack (iStack), flexible Ethernet networking, and diversified security control. It also supports multiple Layer 3 routing protocols and provides high performance and service processing capabilities. All of these strengths make the S2720-EI ideal for scenarios such as enterprise campus network access, 100M to the desktop, and GE uplink.

S2720-EI series switches are available in the following models.



Models and Specifications




S2720-12TP-EI

- 4 x 10/100BASE-TX ports, 4 x 10/100/1000BASE-T ports, 2 x GE combo ports, 2 x GE SFP ports
- AC power supply




S2720-12TP-PWR-EI

- 4 x 10/100BASE-TX ports, 4 x 10/100/1000BASE-T ports, 2 x GE combo ports, 2 x GE SFP ports
- AC power supply
- PoE+




S2720-28TP-PWR-EI

- 16 x Ethernet 10/100 Base-Tx ports, 8 x Ethernet 10/100/1000 Base-T ports, 2 x Gig SFP ports, 2 x combo Gig ports
- AC power supply
- PoE+



- 32 x 10/100BASE-TX ports, 16 x 10/100/1000BASE-T ports, 4 x GE SFP ports
- AC power supply



- 32 x 10/100BASE-TX ports, 16 x 10/100/1000BASE-T ports, 4 x GE SFP ports
- AC power supply
- PoE+

Feature Highlights

- Built-in 7 kV surge protection
- 802.1X authentication, MAC address authentication, and Portal authentication
- iStack
- Super Virtual Fabric (SVF) client, plug-and-play, and Zero Touch Provisioning (ZTP)

CloudEngine S5735-S-IA Series Video Backhaul Switches



Product Overview

CloudEngine S5735-S-IA series video backhaul switches use high-performance hardware and Huawei's Versatile Routing Platform (VRP) to provide flexible gigabit access and 10GE uplink ports. They support simplified operations and maintenance (O&M) and flexible Ethernet networking, and provide enhanced Layer 3 features and mature IPv6 features. This switch series supports industrial-grade operating temperature ranges and professional outdoor surge protection. Boasting a protection rating of IP55, they have anti-salt spray capabilities, making them suitable even for harsh outdoor environments, such as safe cities, highways, expressways, campuses, and scenic spots. The product's integrated design solves a series of problems in transmission, power supply, and fast deployment of video sites. In addition, intelligent management methods such as remote network management greatly reduce the site failure rate and O&M investment, as well as improving the online rate of the entire video site.

CloudEngine S5735-S-IA series video backhaul switches are available in the following models:



Models and Specifications



- 4 x GE downlink ports, 2 x 10GE SFP+ uplink ports
- 12 V DC, 24 V AC, or 220 V AC power supply



Models and Specifications



S5735-S8P2X-IA200G1

- 8 x GE downlink ports, 2 x 10GE SFP+ uplink ports
- 12 V DC, 24 V AC, or 220 V AC power supply
- PoE+



S5735-S8P2X-IA200H1

- 4 x 10/100/1000Base-T Ethernet ports, 2 x 10 Gig SFP+
- 12 V DC, 24 V AC, or 220 V AC power supply
- Solar power + mains supply + battery (as backup power)
- PoE+

Feature Highlights

- Simplified deployment: integrated modules for rapid deployment of video surveillance sites
- Intelligent O&M: video quality diagnosis using Enhanced Media Delivery Index (eMDI) technology and one-click fault locating
- Industrial-grade reliability: IP55-rated protection, 6 kV surge protection, and an operating temperature range of -40°C ~ 75°C

S5720I-SI Series Video Backhaul Switches



Product Overview

S5720I-SI series video backhaul switches use high-performance hardware and Huawei's Versatile Routing Platform (VRP) to provide flexible gigabit access and 10GE uplink ports. They support simplified operations and maintenance (O&M) and flexible Ethernet networking, and provide enhanced Layer 3 features and mature IPv6 features. This switch series supports industrial-grade operating temperature ranges and professional outdoor surge protection. Boasting a protection rating of IP66, they have anti-salt spray capabilities, making them suitable even for harsh outdoor environments, such as safe cities, highways, expressways, campuses, and scenic spots.

S5720I-SI series video backhaul switches are available in the following models:



Models and Specifications



S5720I-6X-PWH-SI-AC

- 4 x 10/100/1000BASE-T ports, 2 x 10GE SFP+ ports
- Built-in AC power supply
- IP66 protection and built-in surge protection
- PoE++



- 8 x 10/100/1000BASE-T ports, 2 x 10GE SFP+ ports
- Built-in AC power supply
- IP66 protection and built-in surge protection
- Operating temperature: -40°C to +55°C
- PoE++

Feature Highlights

- Simplified deployment: one-stop delivery through the highly integrated design; Zero Touch Provisioning (ZTP)
- Industrial-grade reliability: IP66-rated protection; surge protection and anti-salt spray; an operating temperature range of -40°C to +55°C
- Intelligent O&M: industry's unique IPC offline diagnosis, video quality demarcation using Enhanced Media Delivery Index (eMDI) technology

CloudEngine S5735-S-I Series Extended-Temperature Switches



Product Overview

CloudEngine S5735-S-I series extended-temperature switches are Huawei's next-generation Layer 3 gigabit access switches. They provide flexible all-gigabit access and 10GE optical uplink ports. Adopting the industrial-grade design, the CloudEngine S5735-S-I series provide strong surge protection capabilities and can operate in an extended temperature range to withstand harsh indoor and outdoor cabinet or equipment room environments. They can be widely deployed in campus security surveillance sites, safe cities, and carrier ETTx access scenarios.



Models and Specifications



- 24 x 10/100/1000BASE-T ports, 4 x 10GE SFP+ ports
- 60 W AC or 180 W DC power supply, supporting 1+1 power redundancy
- Operating temperature: -40°C ~ 70°C

Feature Highlights

- Extended operating temperature range, withstanding extremely high and low temperature environments
- ±6 kV surge protection for power ports and ±10 kV surge protection for service ports
- Network fault locating and diagnosis in minutes through Telemetry
- Industry's unique Enhanced Media Delivery Index (eMDI), achieving intelligent diagnosis of video service quality and one-click fault locating

IES6300 Series Industrial Switch



Product Overview

IES6300 Series Industrial Switch is 12-port Gigabit layer 2 managed industrial PoE Ethernet switch. PoE power supply conforms to IEEE 802.3af/at protocol standard. This product provides multiple interfaces including Gigabit PoE copper ports, Gigabit SFP slots and 2.5G SFP slots. It adopts DIN-Rail mounting or wall mounting to meet the requirements of different application scenes.



Models and Specifications



IES6300-8GP2GS2HS-
2DI2DO-2P48-HW

- 8 x 10/100/1000BASE-T ports, 4 x GE SFP ports, 2 x 2.5GE SFP+ ports, 2 input I/O ports and 2 output I/O ports
- Dual built-in DC power modules
- Operating temperature: -40°C ~ 75°C
- PoE+

Feature Highlights

- Dual 2.5GE uplinks for non-blocking data forwarding
- Dual DC power modules for stable and reliable power supply
- Super 30 W PoE+ on all ports
- Operating temperature: -40°C ~ 75°C

Award and Certification



Huawei Recognized as a 2021 Gartner Peer Insights Customers' Choice for Wired and Wireless LAN Access Infrastructure

Huawei was named a 2021 Gartner Peer Insights Customers' Choice for Wired and Wireless LAN Access Infrastructure. As the only non-North American vendor named, Huawei received a high rating of 4.8/5 stars based on 191 customer reviews (as of March 2021) 1 on the Gartner Peer Insights platform.

The overall experience of Huawei CampusInsight is excellent. The web management interface is clean and comprehensive. The functionality of the platform is useful, which improves the efficiency of our IT team.

----- CIO in the transportation industry

Huawei iMaster NCE is deployed in our cloud data center and provides automatic management of the entire network. O&M personnel do not need to perform command-line configuration, which facilitates management. In addition, IoT terminals can be intelligently identified to quickly authenticate devices and users, ensuring network security.

----- IT Engineer in the manufacturing industry



Huawei CloudEngine S12700E Wins "Frost & Sullivan 2020 Global Campus Switch Enabling Technology Leadership Award" with Highest Score

Huawei's flagship CloudEngine S12700E won the coveted "Frost & Sullivan 2020 Global Campus Switch Enabling Technology Leadership Award" with the highest score — an astounding 9.6 out of 10. Never before has a campus switch received this award, signifying the industry-leading strengths and differentiators of Huawei switches.



Best of Show Award Special Prize at Interop Tokyo 2021

Huawei CloudEngine S5732-H, an innovative 10GE-capable multi-GE switch, won the Best of Show Award Special Prize at Interop Tokyo 2021. With stand-out features such as ultrafast access, super PoE++, and flexible scaling, this switch is a perfect match for Wi-Fi 6.





2020 IPv6 Ready Pioneer Award & 2020 IPv6 Enabled Pioneer Award



Huawei's campus switches took the lead in passing the certification in accordance with the new version of test specifications launched by the IPv6 Forum. As such, Huawei's campus switches took home 2020 IPv6 Ready Pioneer Award & 2020 IPv6 Enabled Pioneer Award, becoming the world's first campus switches to win these honors.



Passed Rigorous Testing by EANTC in 2018

In 2018, the European Advanced Networking Test Center (EANTC) conducted comprehensive tests and verification in five dimensions on Huawei's three campus switch models including CloudEngine S12704. The products passed rigorous testing by EANTC, performing excellently; for example, they reached scores of more than 95% in scalability and security.

EANTC is an internationally recognized independent test center for telecommunications technologies. Its customers are distributed around the world, including leading network equipment manufacturers, top service providers, large enterprises, and governments.



90+ International and National Certifications, Providing Services for Global Customers

Huawei switches have won 90+ international and national certifications and are providing high-quality services for users across 150+ countries and regions.

Huawei has campus network customers distributed throughout five continents around the world, and has been providing customers with high-quality campus networks featuring all-10GE access, automated deployment, and intelligent O&M. As a result, Huawei has been recognized by customers worldwide in diversified fields such as communications, service, finance, and government.





03 IoT Gateway AR Series Products

Contents

AR502H Series IoT Gateway	38
---------------------------	----

Panorama of IoT Gateway AR Series Products



Industrial routers



AR502H



AR502H-5G

AR502H Series IoT Gateway



Product Overview

Huawei AR502H routers have powerful edge computing capabilities, provide extensive IoT interfaces, and support on-demand expansion of IP-based PLC modules in a building-block-like manner. Such features allow them to flexibly adapt to various IoT scenarios, such as smart Integrated Energy Service (IES), smart street lamps, and smart power distribution rooms.



AR502H-5G



AR502H



Product Specifications

Specification	AR502H	AR502H-5G
DDR	2 GB, DDR4	
Flash	2 GB, SLC NAND	
Fixed Ethernet port	3 * GE RJ45, 10/100/1000Mbit/s auto-sensing, 2 * GE Combo	
Alarm port	1 x DI (passive contact input) 1 x DO (industrial terminal, supporting normally open and normally	
5G	Not Supported	5G NR SA /NSA
4G/LTE	FDD LTE: band 1/2/3/5/7/8/20	LTE FDD: B1/B2/B3/B4/B5/B7/B8/B9/B12/B13/B14/B17/B18/ B19/B20/B25/B26/B28/B29/B30//B32/B66/B71 LTE TDD: B34/B38/B39/B40/B41/B42/B43/B46/B483G

Specification	AR502H	AR502H-5G
3G	DC-HSPA+/HSPA+/HSPA/WCDMA: band 1/2/5/8	
GSM	GSM/GPRS/EDGE: 850/900/1800/1900 MHz	Not Supported
SIM card	Support micro-SIM	
Global positioning system	BeiDou, GPS, Galileo, and GLONASS	
M.2 hard drive interface	Supported SATA 2242 SSD (industrial-grade SSDs provided by customers), scalable to 256 GB	
IP rating	IP30	IP40
Dimensions (H x W x D)	44 mm x 150 mm x 133 mm	44 mm x 155 mm x 133 mm

04 iMaster NCE Autonomous Driving Network Management and Control System



Contents



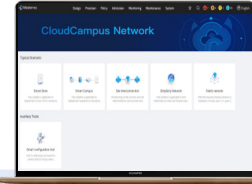
iMaster NCE-Campus	41
iMaster NCE-CampusInsight	43



Product Overview

Today, we are witnessing a growing number of innovative services emerging, including IoT, cloud UC, office, storage, VR, and AR; vast quantities of IoT terminals are connecting to the network; and a wide range of digital services are frequently being brought online and adjusted. All these factors drive the comprehensive digital transformation of campus networks into cloud-based, intelligent, and fully wireless ones.

Enter Huawei's iMaster NCE-Campus — the next-generation autonomous driving network management and control system for campus networks. iMaster NCE-Campus is a first-of-its-kind intelligent network automation platform that integrates management, control, analysis, and AI functions, provides full-lifecycle automation, and implements intelligent fault closure through big data analytics and AI. With these innovative features, it helps enterprises reduce OPEX and O&M costs, accelerate enterprise cloudification and digital transformation, and achieve automated and more intelligent network management.



iMaster NCE-Campus



Product Features

Automatic network deployment

- App-based deployment, DHCP-based deployment, deployment through the registration query center, and ZTP of POL devices: Devices are plug-and-play for network provisioning within minutes, greatly simplifying network deployment and shortening the construction period.
- End-to-end automated VXLAN network deployment: service isolation, one network for multiple purposes, and a wide range of networking options (such as centralized/distributed gateway), enabling more flexible and efficient network adjustment and capacity expansion.
- Multi-branch interconnection: LAN and WAN network devices are centrally deployed, managed, and monitored, guaranteeing end-to-end services while reducing O&M costs and improving O&M efficiency.

Service policy automation

- Management of huge quantities of network devices and user network access authentication: iMaster NCE-Campus supports multiple authentication modes, such as 802.1X authentication, Portal authentication, and social media authentication. As such, users are decoupled from IP addresses, and can access the network anytime and anywhere with consistent permissions. This ensures free mobility and consistent user experience while meeting permission control requirements.
- Built-in terminal fingerprint library: Multiple intelligent identification methods are combined to accurately identify terminal types. Vast quantities of IoT terminals are connected intelligently, and policies are automatically matched and delivered, making IoT terminals plug-and-play.
- IoT sensing network: IoT terminals can rapidly and automatically connect to the network, simplifying and securing IoT terminal access.
- 5G terminal access authentication: This ensures secure and reliable 5G terminal access to enterprise campus networks.
- HQoS scheduling based on users and service priorities: Different policies are implemented for different users and applications, achieving more refined bandwidth policy control and effectively ensuring user access experience.



Product Features

Intelligent O&M

- Real-time experience visibility for each user, in each area, on each application: With fault backtracking, iMaster NCE-Campus quickly and intelligently demarcates faulty devices and analyzes root causes of poor quality.
- Continuously trained AI algorithm: Through proactive issue identification, fault locating in minutes, and intelligent fault prediction, iMaster NCE-Campus identifies 90% of potential network faults and provides optimal rectification suggestions.
- Real-time wireless network channel conflict evaluation: iMaster NCE-Campus performs predictive radio calibration, and compares gains before and after calibration, improving network performance by more than 50%.



Product Specifications

Deployment Specifications

Category	Sub-category	Description
Huawei server specifications	CPU	2 x Xeon Gold 5218 (2.3 GHz, 16 cores)
	Memory	128 GB
	Hard disk	4 x 1200 GB SAS HDD
VM specifications	VM type	FusionCompute 8.0 or VMware 6.5/6.7
	CPU	40 vCPUs
	Memory	128 GB
	Hard disk	2.4 TB

Management and Control Specifications

Item	Specifications		
Number of servers or VM cluster nodes	1	3	9
Number of managed network devices	5000	30,000	200,000
Number of access terminals	30,000	100,000	700,000



Product Overview

New applications such as mobile office and HD video conference are rapidly growing in popularity, making high-quality network services must-haves for enterprises. However, traditional O&M modes are reactive. Such an approach is inefficient, resulting in heavy O&M workload.

Huawei's iMaster NCE-CampusInsight — an independent analyzer component of iMaster NCE-Campus — is an industry-leading AI-powered intelligent O&M system developed based on Huawei's 30+ years of network O&M expertise and continuous training by over 200,000 terminals deployed across the globe.

Leveraging big data analytics and machine learning algorithms, this feature-rich system visualizes the experience of each client at each moment, locates faults and analyzes their root causes in minutes, and intelligently optimizes the entire network. It can proactively identify 85% of potential network faults, enabling autonomous driving campus networks.



iMaster NCE-CampusInsight



Product Features

Real-time experience visibility

- Per area: Leveraging the multi-dimensional wired and wireless network health evaluation system, iMaster NCE-CampusInsight intuitively displays the network status and user experience of individual areas or the entire network.
- Per client: Displays the full-journey network experience (who, when, which AP, experience, and issue) of each client in real time, and supports fault backtracking.
- Per application: Detects the real-time voice and video application experience, and quickly and intelligently demarcates faulty devices, as well as analyzing root causes for poor quality.

Fault locating within minutes

- Proactive issue identification: iMaster NCE-CampusInsight can proactively identify 85% of potential network issues using Huawei's AI algorithms continuously trained by over 200,000 terminals.
- Minute-level fault locating: Leveraging the fault inference engine, iMaster NCE-CampusInsight can demarcate and identify the root cause of a fault in minutes and provide optimal rectification suggestions.
- Intelligent fault prediction: Harnessing AI, historical data is learned and a baseline is dynamically generated. Then, iMaster NCE-CampusInsight compares the baseline with real-time data to predict potential faults.

Intelligent network optimization

- Real-time simulation and feedback: Based on the neighbor and RF information of devices on each floor, iMaster NCE-CampusInsight evaluates the wireless network channel conflicts in real time and provides optimization suggestions.
- Predictive optimization: By analyzing historical data, iMaster NCE-CampusInsight identifies edge APs and predicts AP load trends, performs predictive optimization on wireless networks, and compares gains before and after optimization. As tested by Tolly, the performance of the entire network can be improved by more than 50%.



Product Specifications

Deployment Specifications

Category	Sub-category	Description
Huawei server specifications	CPU	2 x Xeon Gold 6230 (2.1 GHz, 20 cores)
	Memory	256 GB
	Hard disk	System disk: 900 GB; data disk: 5000 GB
VM specifications	VM type	FusionCompute 8.0 or VMware 6.5/6.7
	CPU	32 vCPUs
	Memory	128 GB
	Hard disk	System disk: 900 GB; data disk: 2000 GB

Management and Control Specifications

Item	Specifications		
Number of servers or VM cluster nodes	1	3	10
Management scale for deployment on physical servers	10,000 APs 2500 wired devices 50,000 access terminals	30,000 APs 7500 wired devices 300,000 access terminals	135,000 APs 35,500 wired devices 1,350,000 access terminals
Management scale for deployment on VMs	4000 APs 1000 wired devices 20,000 access terminals	12,000 APs 3000 wired devices 120,000 access terminals	82,000 APs 52,000 wired devices 610,000 access terminals

Huawei Technologies Co., Ltd.

Address: Huawei Industrial Base
Bantian, Longgang
Shenzhen 518129
People's Republic of China

Website: <https://www.huawei.com/>

Copyright © Huawei Technologies Co., Ltd. 2021. All rights reserved.

No part of this document may be reproduced or transmitted in any form or by any means without prior written consent of Huawei Technologies Co., Ltd.

Trademarks and Permissions



and other Huawei trademarks are trademarks of Huawei Technologies Co., Ltd.

All other trademarks and trade names mentioned in this document are the property of their respective holders.

Notice

The purchased products, services and features are stipulated by the contract made between Huawei and the customer. All or part of the products, services and features described in this document may not be within the purchase scope or the usage scope. Unless otherwise specified in the contract, all statements, information, and recommendations in this document are provided "AS IS" without warranties, guarantees or representations of any kind, either express or implied.

The information in this document is subject to change without notice. Every effort has been made in the preparation of this document to ensure accuracy of the contents, but all statements, information, and recommendations in this document do not constitute a warranty of any kind, express or implied.